




ANIMALS SHADOW AND OUTLINE

WWW.KURIOUSMOM.COM





All rights reserved. No part of this worksheet may be reproduced, stored or transmitted in any form by any means without prior permission of the publisher.

This worksheet is licensed for personal/family use only.

YOU MAY:

- Use these files for personal use only.
- Use in your personal classroom.
- Download the files to your personal device.
- Print as many copies as you would like to use for your personal use.

Direct other to our website : <https://kuriousmom.com/>

YOU MAY NOT:





- Edit any of these worksheets.
- Share these worksheets with anyone.
- Store or sell them on any website.
- Claim them as yours.
- Print and sell or distribute them to others.





How to play

- The worksheet includes images of different animals, their shadows, and their outlines.
- Your child's task is to cut out the shadow and outline images and match them to the correct animal by pasting them in the respective spaces.
- This interactive exercise is a fun way to improve their ability to recognize shapes and patterns.


ANIMALS SHADOW AND OUTLINE









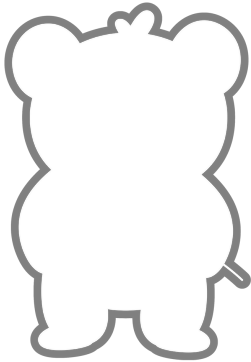

SHADOW AND OUTLINE



SHADOW AND OUTLINE



SHADOW AND OUTLINE



SHADOW AND OUTLINE

