


# RAKHI COLOUR SHAPE MATCH

[WWW.KURIOUSMOM.COM](http://WWW.KURIOUSMOM.COM)





All rights reserved. No part of this worksheet may be reproduced, stored or transmitted in any form by any means without prior permission of the publisher.

**This worksheet is licensed for personal/family use only.**

**YOU MAY:**

- Use these files for personal use only.
- Use in your personal classroom.
- Download the files to your personal device.
- Print as many copies as you would like to use for your personal use.

Direct other to our website : <https://shop.kuriousmom.com/>
















**YOU MAY NOT:**

- Edit any of these worksheets.
- Share these worksheets with anyone.
- Store or sell them on any website.
- Claim them as yours.
- Print and sell or distribute them to others.
















**How to Use the Worksheet:**

1. Look at the color splat, shape, and pattern shown in each row.
2. Combine the elements (color + shape + pattern) to imagine and paste the corresponding face in the empty box at the end of the row.
3. Repeat the process for all rows, making sure each rakhi matches the details provided.

# RAKHI COLOUR SHAPE MATCH

	+		+		=	
	+		+		=	
	+		+		=	
	+		+		=	
	+		+		=	

# RAKHI COLOUR SHAPE MATCH

	+		+		=	
	+		+		=	
	+		+		=	
	+		+		=	
	+		+		=	



